



# Therapy Exchange Using the iPad® and other Technologies

*Matthew Smith, MS, CCC-SLP*



## About the Presenter

- **Matthew Smith**, Itinerant Speech-Language Pathologist
- Clinical Director for Speech, Language and Educational Associates in Culver City
- Licensed Speech and Language Pathologist
- Specialty areas:
  - Children with speech and language disorders
  - Auditory processing
  - Autism and related disabilities.
  - Technology applications in Speech
- **MS, Speech and Language Pathology**, Nova Southeastern University
- **BS, Speech and Language Pathology**, Richard Stockton College of New Jersey
- Received the ACE award for continuing education in 2007



## Learner Outcomes

1. Learn the latest trends in Telepractice.
2. Integrate the iPad with behavioral and academic components.
3. Utilize the iPad to facilitate language and play skills in a functional and developmental manner.
4. Describe specific iPad Applications for receptive/expressive language, auditory processing, pragmatics, cognitive and executive functioning.
5. Understand the clinical implications of the iPad for intervention for students with special needs.

Note: viewing this presentation requires Internet access in order to view embedded YouTube videos.



## DISCLAIMER

These applications are intended not to replace therapy with a Speech-Language Pathologist. Use under the direction of a Speech-Language Pathologist or a qualified therapist. Any difficulties or complaints with each application should be directed to the developer of that specific application. Applications are not listed in any specific order other than by category. The prices of applications are subject to change or sale by the developer at any given time.

*“As an SLP, you will need to know about technology, this is the future”*







# MOBILE DEVICES

## iPad Basics-What Should I Know?



### Multisensory teaching Instrument

- ✓ New tool in therapy kit
- ✓ Meet IEP goals
- ✓ Specific apps improve streamlined, practical and structured sessions

### Apps Library

- ✓ Over 300K apps on Apple for just about everything
- ✓ Over 750 new apps considered daily
- ✓ Software programs target to meet specific functions
- ✓ User-friendly: touch/swipe

### Game Changer

- ✓ Fast-growing game changer in the USA
- ✓ Light-weight
- ✓ Versatile
- ✓ Socially acceptable
- ✓ Adapted by many industries



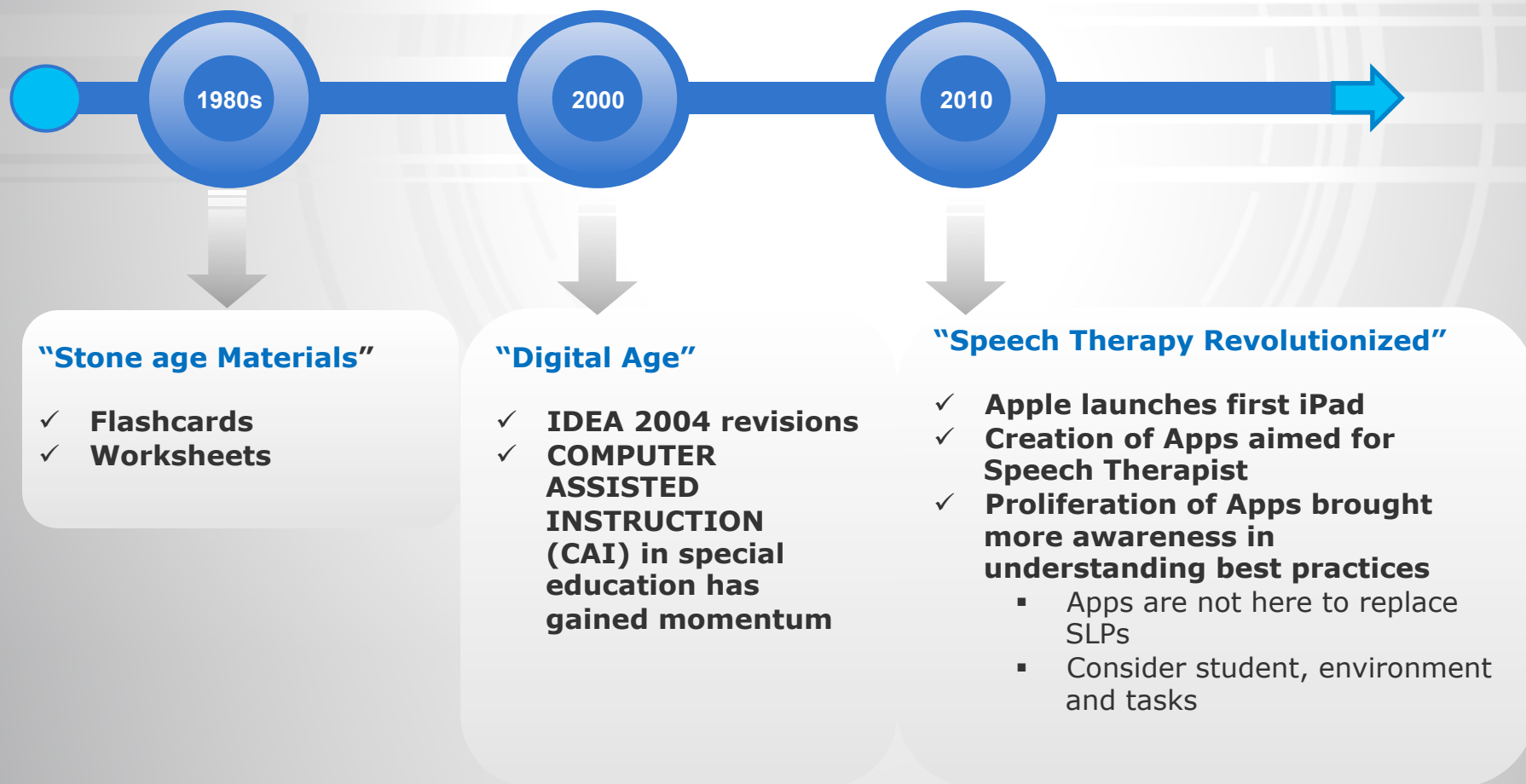
# MOBILE DEVICES

## iPad Basics-What Should I Know?





# Is the iPad revolutionizing Speech Therapy?





**PLUS SIGN  
INSIDE BOX-**  
add "new" text,  
folder, photo, or  
album etc.

**ARROW INSIDE  
BOX-**export to  
Email, Home  
Screens, or  
Camera Roll etc.

**TOP RIGHT OF  
iPAD-**change of  
the order of  
listed text

**INSIDE A  
CIRCLE-**find info  
on this App,  
including  
Developer  
Contact Info, etc.

**Basic App  
Toolbar Features  
to Look For**





## Successfully Using iPads in the Classroom

# THE TEACHER'S IPAD SPECTRUM

### CONSUME

Monitor multiple twitter streams, hashtags, and @ responses via **tweetdeck**

Trace a character's journey in a work of fiction with **Google Earth**

Visualize how certain themes or motifs emerge from certain geographical regions, and infer the cause-effects relationships that may contribute to that with **Google Earth**

View presentations that model elaborate multimedia idea development with **Prezi**

Skim channels to identify non-obvious but "real" examples of "academic" ideas-bias, straw man arguments, the scientific method at work, allegory, modern civil rights issues, etc. using **YouTube**

Listen to podcasts to gain context on an issue via **Downcast**

Practice math or economic problems as pure test-prep with **Khan Academy**

Take notes--and record lecture and group discussion sound--using **CaptureNotes 2**

### COLLABORATE

Evaluate credibility of a website, blog post, or social media comment with **Skitch**

Haphazardly curate relevant tidbits or sources--and then collaboratively reorder content with **Pearltrees**

Plan necessary project details with **Wunderlist**

Peer-supported writing process with **Google Docs**

Connect with mentors or experts via **Twitter**

Collaboratively pin images of a competitor's design when mock-planning a startup via **Pinterest**

Backwards plan projects and related due-dates using **iCalendar**

Record group work daily for reflection, self-assessment, and digital portfolio curation with **Evernote**

Aggregate constant info streams to skim via **Pulse**

"Crowdsource" implicit themes or character development in the study of a novel with **Edmodo**

### PRODUCE

Create "layered" documents that use hypertext to embed supporting sources or media with **Google Docs**

Create a concept map to explain the relationship between a YouTube video and the suggested YouTube videos

Collect visual evidence of a problem, issue, or event using **Instagram**

Demonstrate the spread of a philosophical idea using **Google Maps**

Create infographics that further expository writing where one form provides info the other struggles to using **visual.ly**

Liveblog a personal or academic event via **Storify**

Create photo collage to demonstrate impact of pollution, litter, or even genocide using **Diptic**

Create podcasts to communicate with parents (dates, projects, exams, learning targets) using **Audioboo**

Reflect on metacognitive progress through a unit or project using representative images via **flickr**



## Using the iPad in the Classroom

**Here are some ways to use the iPad in a Classroom  
Where there is just one and many children:**

### 1 Use it as a Motivational Device

- ✓ Play favorite game after mastering a certain skill
- ✓ Use as reward for child with behavior issues, “make a deal”



## Using the iPad in the Classroom

**Here are some ways to use the iPad in a Classroom  
Where there is just one and many children:**

2

### Use it for Differentiating Instruction

- ✓ Small group instruction
  - Advanced child can work on iPad given skill has been mastered
- ✓ Large group instruction
  - Occupy a child that is continually giving away answers



## Using the iPad in the Classroom

**Here are some ways to use the iPad in a Classroom  
Where there is just one and many children:**

### Give one-on-one time on the iPad

3

- ✓ Rotate every few minutes
- ✓ Use volunteers to monitor

### Give online quizzes, such as Accelerated Reader Tests

4

- ✓ Consider allowing those that get 100% to take next quiz on the iPad
- ✓ Consider allowing those that get 100% the reward of alone time with the iPad





## Using the iPad in the Classroom

**Here are some ways to use the iPad in a Classroom  
Where there is just one and many children:**

Use the iPad for a Listening Center,  
setting up recordings of books in iTunes

5

- ✓ Headphone adapter/splitter if sharing one iPad





## Using the iPad in the Classroom

**Here are some ways to use the iPad in a Classroom  
Where there is just one and many children:**

Let an iPad app to form the basis  
for a small group lesson

6

- ✓ Let the children take turns pressing the buttons
- ✓ Example app: Park Math by Duck, Duck




## Using the iPad in the Classroom

**Here are some ways to use the iPad in a Classroom  
Where there is just one and many children:**

**Pair your iPad with a projector  
and a VGA adapter (\$29)**

7

- ✓ Demonstrate lesson/app in front of the whole class
- ✓ Web-based lessons
  - YouTube®
  - SchoolTube®
  - Google Earth®





## Using the iPad in the Classroom

**Here are some ways to use the iPad in a Classroom  
Where there is just one and many children:**

### Make a movie of a child reading

8

- ✓ Kids often work very hard to get a story just right
- ✓ Great motivator to increase fluency
- ✓ Older children make movie of themselves reading a book for a younger class







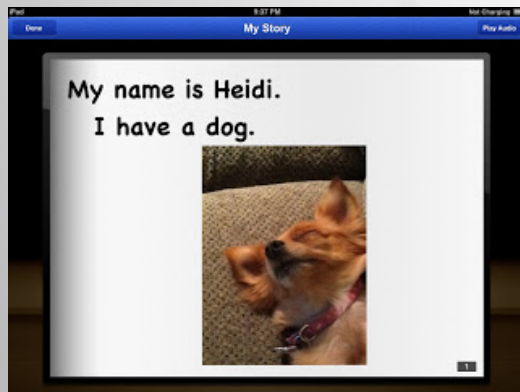
## Using the iPad in the Classroom

**Here are some ways to use the iPad in a Classroom  
Where there is just one and many children:**

Let the child create his or her story  
on the iPad rather than on paper

9

- ✓ Story Buddy 2
- ✓ Rotate through to do journal entries



The Storybuddy2 app  
allows you to add  
photos and text to  
make a simple story



## Using the iPad in the Classroom

**Here are some ways to use the iPad in a Classroom  
Where there is just one and many children:**

**Rotate kids through using the iPad  
during playtime**

10

- ✓ Everyone gets a turn
- ✓ Active participation, not just watching

**Choose one child at a time to use iPad  
as a dry erase board**

11

- ✓ Doodle Buddy is a nice app for this purpose.





## Using the iPad in the Classroom

### Here are some ways to use the iPad in a Classroom Where there is just one and many children:

Use the “Stick Pick” app to randomly choose students to respond to questions

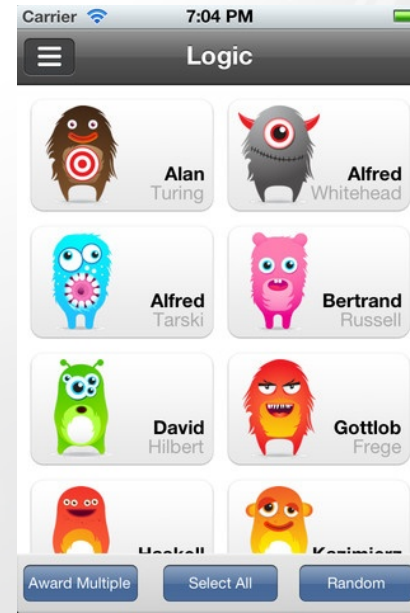
12

- ✓ Just like picking a stick with a child's name on it, but on iPad

### Classroom management and documentation

13

- ✓ ClassDojo app
- ✓ Generate behavior reports
- ✓ Input data using any mobile device





## Using the iPad in the Classroom

**Here are some ways to use the iPad in a Classroom  
Where there is just one and many children:**

14

### Create a collaborative story

- ✓ Create story as a group using Sock Puppets app
- ✓ Puppetpals and Toontastic are similar storytelling apps
- ✓ ComicStrip, create your own comic books



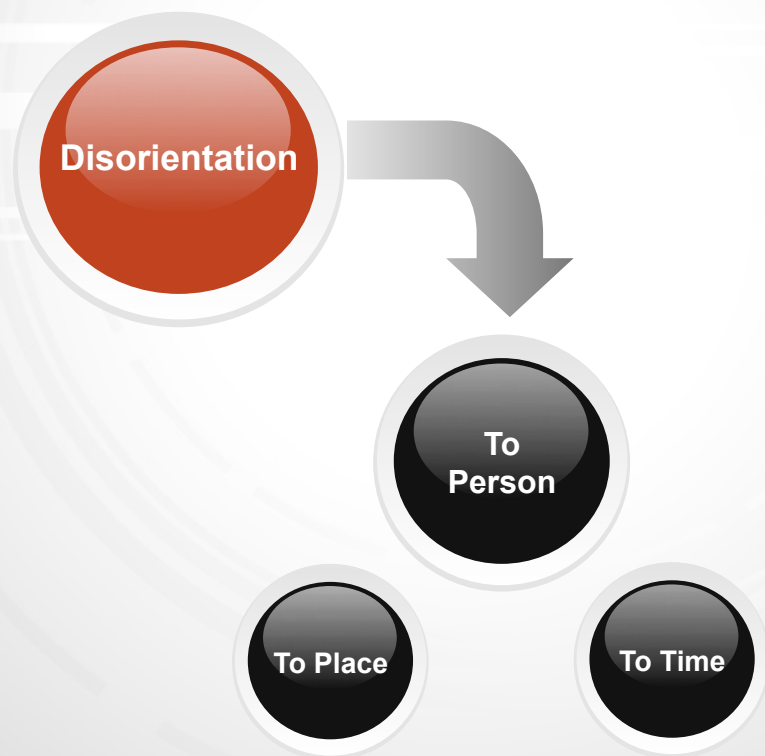






# Strategies to Support Positive Behavior in the Classroom

Root of problematic behaviors interfering with Social Skills Development



These kids may not comply or integrate the skills needed to use an iPad.



# Strategies to Support Positive Behavior in the Classroom

To  
Person

- Lack of ability to live in the moment
- Future difficulties with understanding
- Labeling and matching objects and pictures
- Asking what and who questions
- Size and spatial relationships (prepositions)
- Asking/answering where questions



# Strategies to Support Positive Behavior in the Classroom

To  
Place

- Lack of rapport and empathy
- Joint attention and object permanence
- Cause and effect
- Communicative Intent (begins with pointing)
- Identifying body parts in Self and Others
- Answering What? And Who? questions



# Strategies to Support Positive Behavior in the Classroom

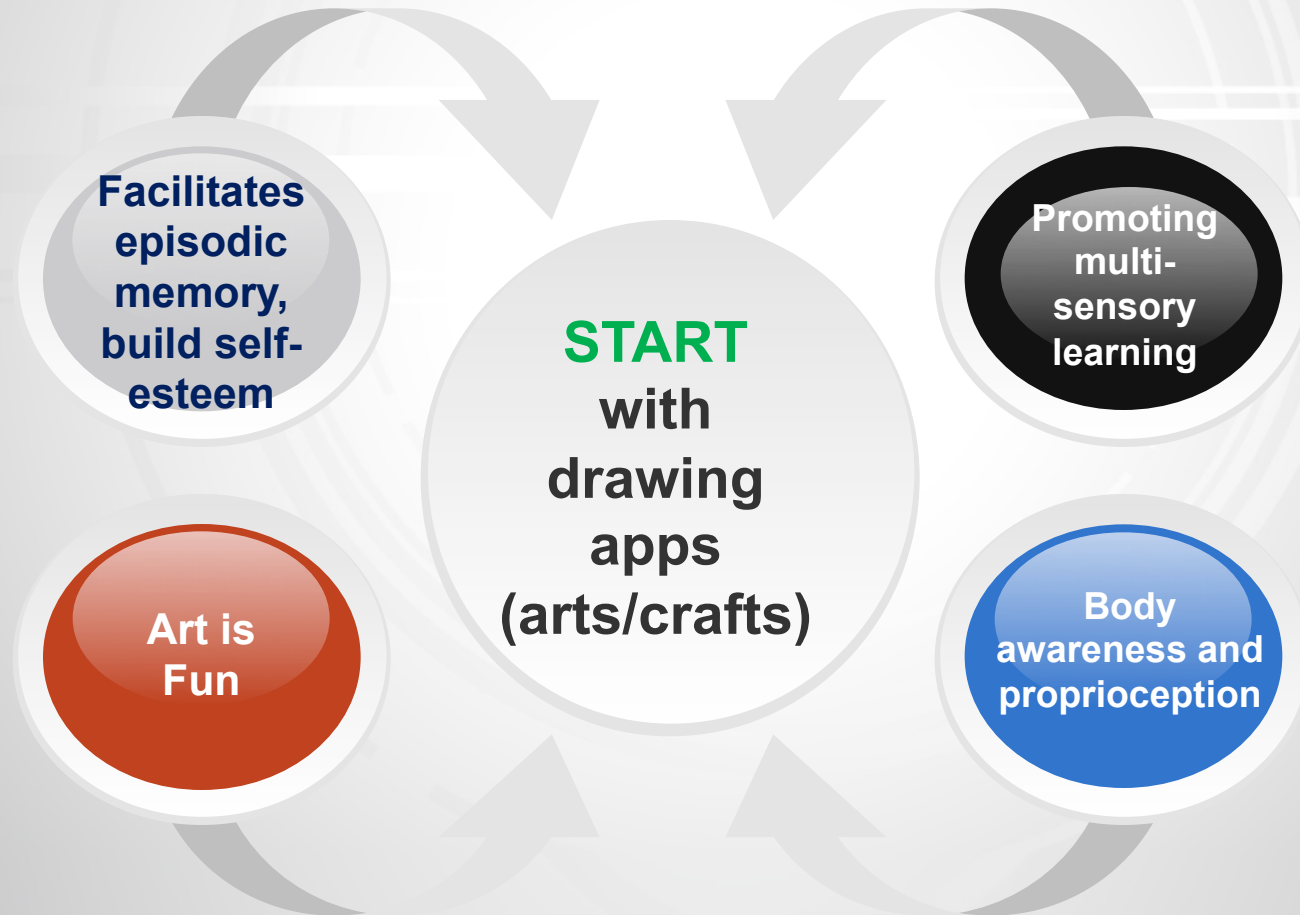
To  
Time

- Lack of understanding the concept of time passing
- Sequencing a story
- Comprehension of verb tenses
- Create a profile of apps and link vocabulary with episodic memory


















## What apps to begin with behavior?

















## What apps to begin with behavior?

Play Stages	Corresponding Apps
<b>SOLITARY AND SIMPLE PLAY LEVEL 1</b>	<ul style="list-style-type: none"><li> LITTLE FINGERS</li><li> Practice a behavior (let's make a line)</li><li> PAINT SPARKLES</li><li> STOP AND GO</li><li> Music Sparkle</li><li> Musical Fireworks</li><li> Sound Touch Lite</li></ul>
<b>PARALLEL PLAY AWARENESS/ EXPLORATORY PLAY LEVEL 2</b>	<ul style="list-style-type: none"><li> INJINI Lite</li><li> Memory King</li><li> Word Slapps</li><li> Furry Friend</li><li> Pic Jointer</li><li> Speak Colors</li></ul>












## What apps to begin with behavior?

Play Stages	Corresponding Apps
<b>ASSOCIATIVE PLAY AND CONCRETE REPRESENTATION- IMAGINE REPLICA PLAY EVERYDAY ITEMS ARE RECREATED LEVEL 3</b>	<ul style="list-style-type: none"><li> Toca Tea Party</li><li> Playhome Lite</li><li> TOY STORY BOOK</li><li> Milkshake</li><li> Snowman Maker</li><li> SOCK PUPPETS</li><li> Puppet Stage</li><li> Kitty Loves Learning</li></ul>
<b>BETWEEN LEVELS 3 and 4</b>	<ul style="list-style-type: none"><li> Social Story Apps</li><li> Pre-Reading Apps</li><li> Literacy Apps</li><li> Social Skills Apps</li></ul>



## What apps to begin with behavior?

Play Stages	Corresponding Apps
<b>COOPERATIVE PLAY</b> <b>ABSTRACT</b> <b>PRESENTATION-</b> <b>CRITICAL THINKING/</b> <b>SYMBOLIC PLAY</b> (coordinated and goal oriented imagery schemes) <b>LEVEL 4</b>	 Drawing box free  iPaint  Sort it out 1 and 2  WDNB?  EduPlay  Build a Story  Monkey  StoryBuilder  iTouchLearn Feelings





## What apps to begin with behavior?

Miscellaneous	Corresponding Apps
<b>EARLY CHILDHOOD APPS</b>	<ul style="list-style-type: none"><li> Drawing box free</li><li> Little Fingers Lite</li><li> Doodle Buddy</li><li> Scribble Kid</li><li> Drawing Free</li><li> Doodleicious</li><li> Paint Gallery</li><li> Singing Fingers</li><li> Paint Sparkles</li><li> iPaint</li><li> Rainbow Draw Free</li><li> Draw and Doodle</li><li> Painting4Fun</li><li> Drawing Book</li></ul>
















## Using the iPad to Redefine and Transform Literacy Support

- Educators must be competent and knowledgeable in four areas:
  - Tools
    - e.g.: iPads, iPods, Computers, Apps, Tablet computers, etc.
  - Teaching Strategies
    - small groups, modeling instruction, etc.
  - Curriculum
    - Math, literature, reading/writing, etc.
  - Technological Literacy
    - updating apps, accessibility features on devices, updating operational systems, etc.












# Using the iPad to Redefine and Transform Literacy Support

Application Type	Name
<b>ACADEMIC APPS</b>	<ul style="list-style-type: none"> <li> Inclass (organize your schedule, share your notes)</li> <li> MyHomework (student planner)</li> <li> Evernote (Let's you take notes, captures photos, create To-Do lists, record voice reminders)</li> <li> Peek</li> <li> Merriam-Webster</li> <li> iTranslate</li> <li> Calculator Pro</li> </ul>
<b>LESSON-PLAN APPS</b>	<ul style="list-style-type: none"> <li> <b>Show Me App (use this as a SmartBoard)</b></li> <li> Squiggle press app</li> <li> White board app</li> <li> Reflector app</li> <li> Grafiq lite app</li> <li> Notability app</li> </ul>



















# Using the iPad to Redefine and Transform Literacy Support

Application Type	Name
<p><b>PRE-READING READINESS SKILLS HIERARCHY</b></p> <p>A. CATEGORIZATION (object use and object association) Same/Different, Inclusion and Exclusion</p> <p>B. SEQUENCING (order of events) Cause and effect, Directions (one step vs. multiple), procedure (how to make _____)</p> <p>C. SPATIAL RELATIONSHIPS Part/whole relationships, prepositions, quantity and time</p>	<p> Matching king (free)</p> <p> Memo-match (free)</p> <p> What's Different (free)</p> <p> Clean Up (free)</p> <p> <b>Sequencing with Milo</b></p> <p> <b>Injini Suite (GREAT APP \$29.99)</b></p> <p> Let's Name Things (free)</p> <p> Things go together (free)</p> <p> PreschoolIMM (free)</p>

























# Using the iPad to Redefine and Transform Literacy Support

Application Type	Name
<b>FREE READING/ DIGITAL STORYBOOKS</b>	<ul style="list-style-type: none"> <li> Toy Story Read Along (free)</li> <li> I love Animals</li> <li> I love Colors</li> <li> Cat in the Hat Lite</li> <li> Green Eggs and Ham Lite</li> <li> Princess Chocolate</li> <li> Read Me Stories</li> <li> Flipbooks</li> <li> Starfall</li> </ul>
<b>PAID READING/ DIGITAL STORYBOOKS</b>	<ul style="list-style-type: none"> <li> Barnyard Dance (\$3.99)</li> <li> Going to Bed Book (\$3.99)</li> <li> Blue Hat</li> <li> Starfall (\$2.99)</li> <li> Green Hat (\$3.99)</li> <li> Just Me and My Dad (\$3.99)</li> <li> Wheels on the Bus (\$1.99)</li> </ul>



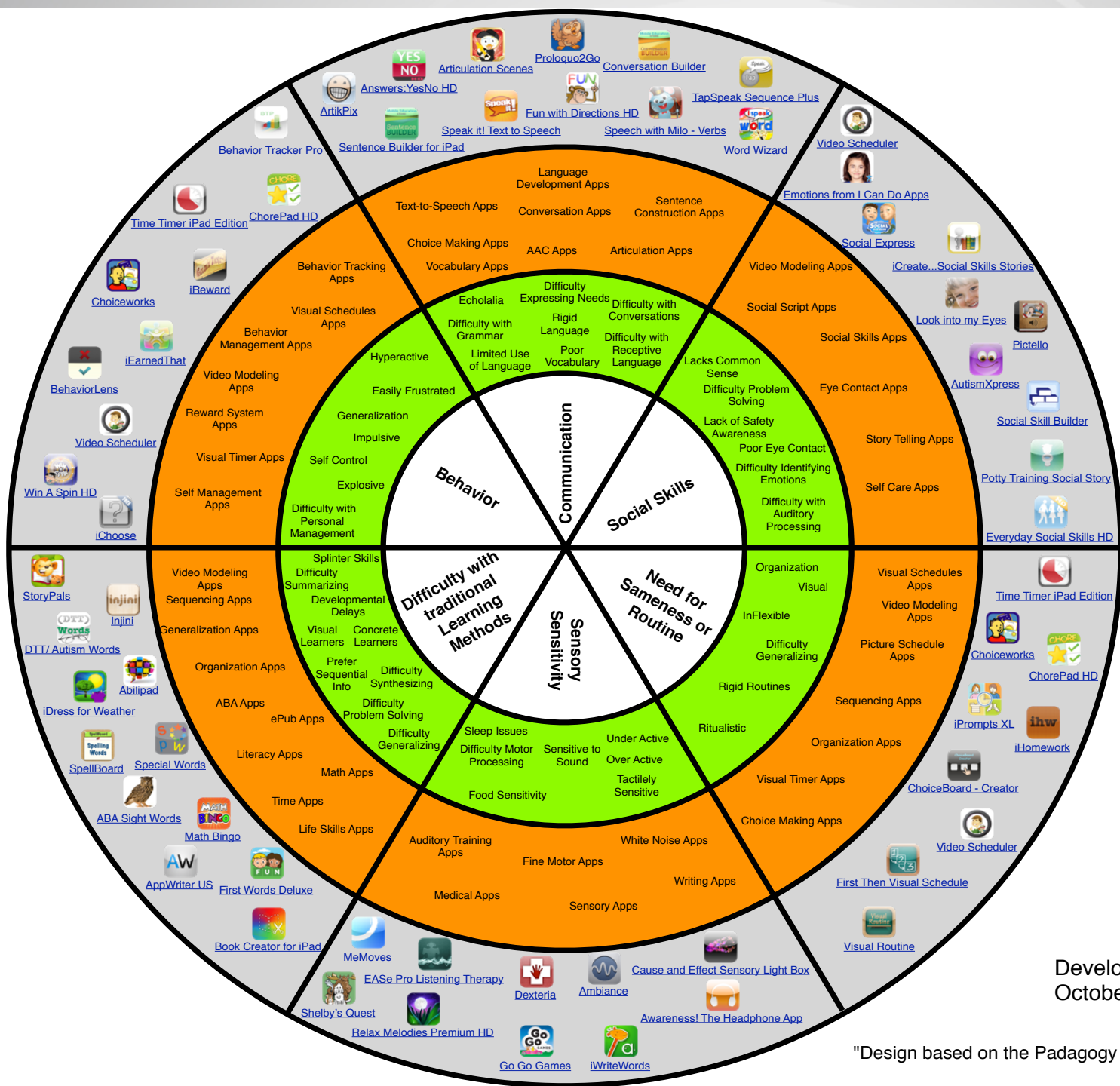
# Using the iPad to Redefine and Transform Literacy Support

Application Type	Name
<b>WRITING/SPELLING</b>	<ul style="list-style-type: none"> <li> Iwrite wordsLite (free)</li> <li> First Words Sampler (free)</li> <li> Spellboard (\$4.99)</li> <li> Speak it! Text to speech (\$1.99)</li> </ul>
<b>FREE APPS FOR PRE-K SESSIONS</b>	<ul style="list-style-type: none"> <li> Sound effects</li> <li> Face Jack</li> <li> Model Me Going Places</li> <li> I Like Books</li> <li> Photo Touch Farm Animals</li> <li> Vocal Zoo</li> <li> Story Lines</li> <li> Crayon Maestro</li> <li> Singing Fingers</li> <li> Little Fingers</li> <li> Magnetic Board ABC</li> <li> Music Sparkle</li> <li> Farm Flip</li> <li> The Sims Free Play</li> <li> Clean Up</li> <li> Fun Sounds</li> </ul>



## Using the iPad to Redefine and Transform Literacy Support

Application Type	Name
<b>SPECIAL-ED/CRUCIAL WEBSITES</b>	<ul style="list-style-type: none"><li>▪ <a href="http://www.pinterest.com/lasenders/">http://www.pinterest.com/lasenders/</a></li><li>▪ <a href="http://www.teacherswithapps.com">http://www.teacherswithapps.com</a></li><li>▪ <a href="http://www.appymall.com">http://www.appymall.com</a></li><li>▪ <a href="http://www.macworld.com">http://www.macworld.com</a></li><li>▪ <a href="http://www.thespeechguy.com">http://www.thespeechguy.com</a></li><li>▪ <a href="http://www.bridgingapps.org">http://www.bridgingapps.org</a></li><li>▪ <a href="http://notyouraveragetherapybag.wikispaces.com/">http://notyouraveragetherapybag.wikispaces.com/</a></li><li>▪ <a href="http://www.oneplaceforspecialneeds.com/">http://www.oneplaceforspecialneeds.com/</a></li></ul>



Developed  
October

"Design based on the Padagogy V





# Autism and Assistive Technology

Clip from 60-  
minutes: <http://www.cbsnews.com/video/watch/?id=7414970n&tag=contentMain;contentAux>

Application Type	Name
<b>AUTISM APPS</b>	<ul style="list-style-type: none"> <li>Autism Express</li> <li>AutismApps (free)</li> <li>Look in my eyes</li> <li>Socially Speaking HIGHLY RECOMMEND</li> <li>Pictello (\$18.99)</li> <li>Comic Life (\$4.99)</li> <li>Social Adventures (\$14.99)</li> <li>ABA Problem Solving (\$1.99)</li> <li>Smile At Me (\$2.99)</li> <li>ConversationBuilder (\$9.99)</li> <li>Puppet Stage (\$1.99)</li> <li>Token Board (\$1.99)</li> <li>Visual Cue Lite (free)</li> <li>Kid Animation (free)</li> <li>Autism Concepts Lite (free)</li> <li>The Electric Company Feel Electric (free)</li> <li>iTouchiLearn Feelings (\$1.99)</li> <li>Autism iHelp-WH Questions (free)</li> <li>Autism iHelp-Play</li> <li>Pocket Pond</li> <li>Kid Fireworks</li> </ul>



# Useful iPod/iPad/iPhone Applications

**There is an app for everything:**  
How to decide which app is right for your client/student

## TIPS:

- ✓ Free promo codes with Facebook page
- ✓ Keep in mind developmental norms and learning principals when introducing new materials



## AN ASSESSMENT RUBRIC FOR APPS

**Directions:** Look at items under Desirable Features column. Place a check mark in the boxes to the right of each feature that you feel the feature addresses. A score of 25 and above will make the purchase of the App worth your while.

Name of iPad App Under Consideration for Purchase:

Price:

Category:

DESIRABLE FEATURES	PLAY SKILLS	MOTOR SKILLS	LANGUAGE SKILLS	SOCIAL SKILLS	COGNITIVE SKILLS
Dynamic/interactive					
Teaches causality through intrinsic use					
Has sound, motivates & reinforces auditory learners					
User friendly: easy to navigate, is intuitive & flexible					
Easy to share results: Exports to PDF; Email end products for provider or child					
Fosters creativity and problem solving					
Targets visual learners; customizes photos					
Encourages carryover of ideas and language concepts					
Promotes solutions for targeted behaviors					
Enhances collaboration and cooperation between providers and peers					

Total Points Scored \_\_\_\_\_

**\*\*USE THE APP  
RUBRIC ADDENDUM  
SEE PIC ON IPAD\*\***





## Tips for App Management

### More Tips!

CREATING FOLDERS/Categories for apps

Keep the genius feature (what other people bought)

Search Finder (type in your app if you know the name)

FREE APP FINDERS (Apps that find apps)

- Eduteacher
- Appstar pics
- Kindertown
- Autism apps
- Appfree hd
- AppMiner
- Apppricedrop (highly recommended)

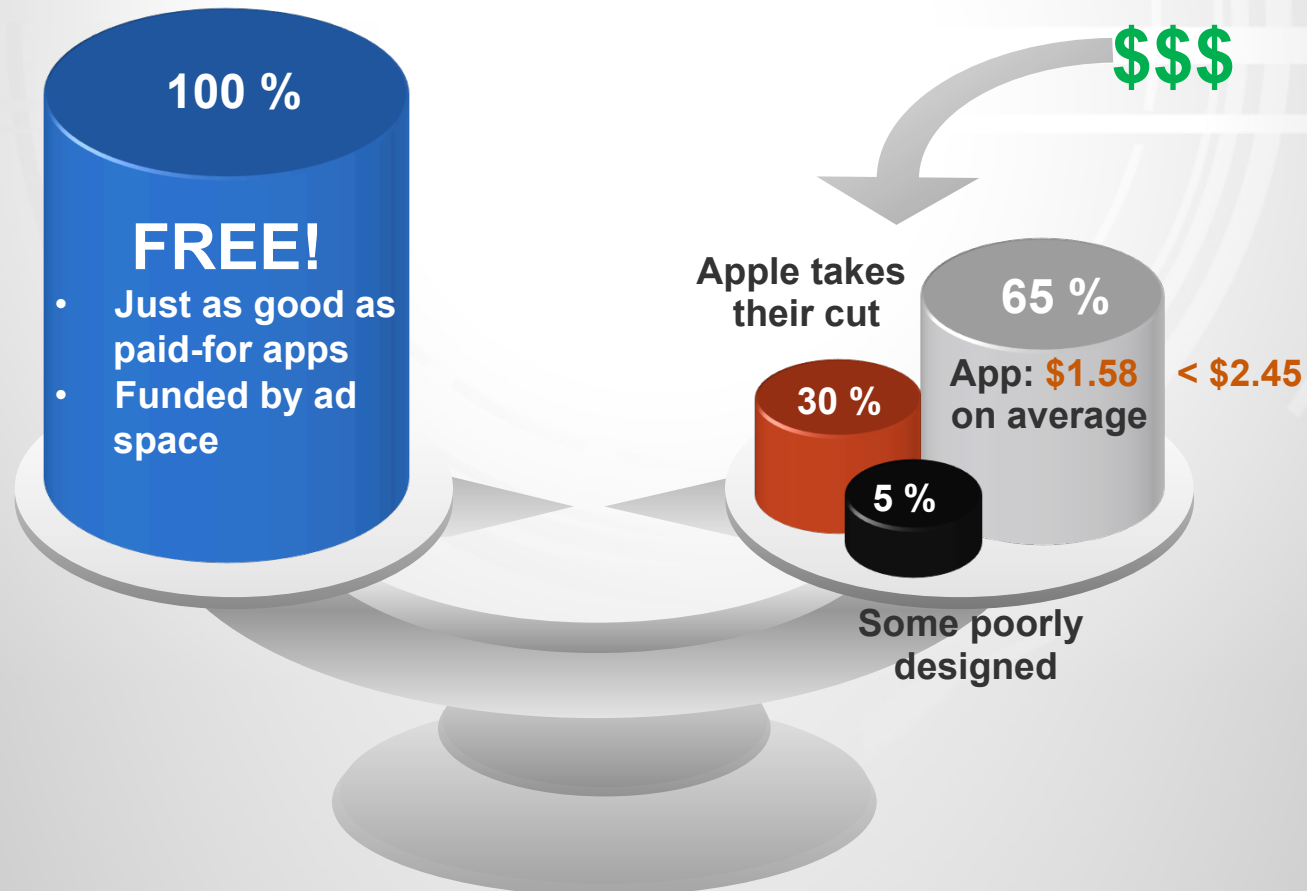
(Some apps have demos on their website, YouTube or Vimeo)





# Free Apps vs. Paid-For Apps

- Is there such a thing as a free app?
  - Costs developer 66 cents in lost income and 33 cents real
- Why throw money away on poorly designed apps?





## Free Apps vs. Paid-For Apps

- Keep in mind, when we buy an app we are not paying for the virtual equivalent of a can of beans but the skills, knowledge, and time of an experienced educator or clinician



# AAC APPS


Application	Name
<b>AAC APPS</b>	<ul style="list-style-type: none"> <li>Picture Board (free)</li> <li>Pics Aloud (free)</li> <li>Touch and Say (free)</li> <li>My Talk Tools Lite (free)</li> <li>My First AAC by Injini (\$24.99)</li> <li>Alexicon AAC (free)</li> <li>Grace (\$37.99)</li> <li>Igreetyou (\$.99)</li> <li>Proloquo2go (\$189.00)</li> <li>Sounding Board (free)</li> <li>Choiceworks (\$9.99)</li> <li>Community HD (free)</li> <li>Speak for yourself (\$299)</li> <li>CommunicAide: AAC/Speech Therapy (\$69.99)</li> <li>I can speak (\$29.99)</li> <li>iCommunicate (\$49.99)</li> <li>Tap Speak Choice (\$149.99)</li> <li>iConverse (\$9.99)</li> <li>Answers:YesNo (\$2.99)</li> <li>Go Talk Now Free (first 5 pages)</li> </ul>





# APHASIA

Application	Name
<b>APHASIA</b>	<ul style="list-style-type: none"> <li>📱 Language Therapy Lite (Free)</li> <li>📱 Speech Sounds on Cue for iPad Lite (free)</li> <li>📱 Lexico Cognition (Free)</li> <li>📱 Lingraphica TalkPath Speaking (free)</li> <li>📱 MyTalkTools Mobile Lite (free)</li> <li>📱 Word Retrieval \$9.99</li> </ul>







# APRAXIA

Application	Name
<b>APRAXIA</b>	<ul style="list-style-type: none"> <li>Speech Therapy for Apraxia-Words \$4.99</li> <li>Linguistics Apraxia Cards \$24.99</li> </ul>

Student

"Touch" task

☐ VC/CV

☐ CVCVC

☐ CVC

☐ Multisyllabic

☐ CVCV

☒ Show in Groups

☐ Show Mixed

number of pairs in each group
 ☒ 10
 ☐ 20
 ☐ all





# ARTICULATION







Application	Name
ARTICULATION	<p>📱 <b>Articulation Station Pro (\$49.99)</b> User friendly, great images, /p/ program comes as part of the free trial, 21 sound programs available to purchase as needed. You can sort words by syllable length and create custom word lists. You can record and save audio and track data as well.</p> <p>📱 Articulation Flip Books (\$9.99 each)</p> <p>📱 Articulate it! (\$38.99)</p> <p>📱 PCS Articulation Flash Cards (free)</p> <p>📱 Articulation Scenes (\$29.99)</p> <p>📱 Speech with Milo Articulation Board Game: Common Sounds Pack (\$6.99)</p> <p>📱 ArtikPix –full (\$29.99)</p> <p>📱 Linguisystems Articulation Test (\$99.99)</p> <p>📱 Webber Photo Artic Castle (Free)</p> <p>📱 SLP Minimal Pairs Lite (Free)</p> <p>📱 Articulate it! (\$38.99)</p> <p>📱 R intensive SLP (\$19.99)</p> <p>📱 Speech Hangman (\$2.99)</p> <p>📱 Talking Tom (free)</p> <p>📱 Minimal Pairs Academy (\$39.99)</p> <p>📱 Smarty Ears</p>





# ASSESSMENT

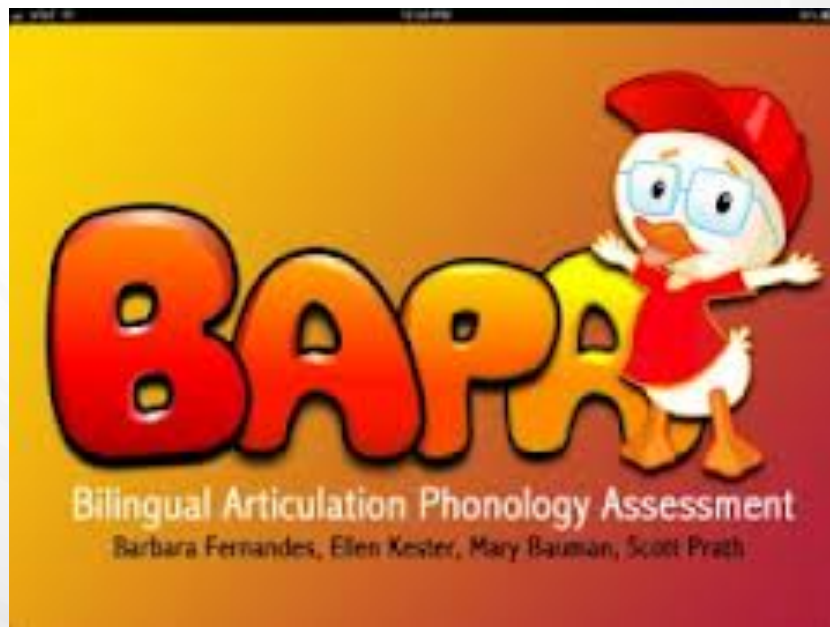


Application	Name
ASSESSMENT	<p> <b>Common Core Early Language Screener (CCELS)</b></p> <p>CCELS is a screening tool used to identify weaknesses in early language skills. The CCELS was designed to be used with Pre-Kindergarten and Kindergarten aged children as it was based on the common core expectations for kindergartners; however, the screener can be used for other groups if needed (\$39.99)</p> <p> <b>AAC Evaluation Genie (\$9.99)</b></p> <p>AAC Evaluation Genie is an informal diagnostic tool that aids in identifying skill areas that relate specifically to the language skills found on augmentative communication systems. The purpose of AAC Evaluation Genie is to build a framework for selecting an appropriate augmentative communication device for ongoing evaluation and / or device trial</p> <p> <b>Profile of Phonological Awareness (\$29.99)</b></p> <p> <b>Receptive Language Assessment (\$24.99)</b></p>



# BILINGUAL ARTICULATION


Application	Name
<b>BILINGUAL ARTICULATION</b>	 Bilingual Articulation Phonology Assessment: English/Spanish (\$49.99)  Spanish Artik (\$19.99)





# BEHAVIOR

Application	Name
<b>BEHAVIOR</b>	<ul style="list-style-type: none"> <li>VisTimerFree (Free)</li> <li>Choiceworks (\$9.99)</li> <li>Social Skill Builder Lite (\$2.99)</li> <li>Calm Myself Down (\$.99)</li> <li>Super Duper Data Tracker (\$1.99)</li> <li>iRewardChart Lite (free)</li> </ul>







# CAUSE AND EFFECT

Application	Name
<b>CAUSE AND EFFECT</b>	<ul style="list-style-type: none"> <li>Pocket Pond (free)</li> <li>Fluidity (free)</li> <li>Virtuoso piano (free)</li> <li>Giggle touch (\$.99)</li> <li>ibaby buttons</li> <li>SwitchkidsLite</li> <li>Chugga</li> </ul>







# COGNITION/ADULTS-REHABILITATION

## Application

**COGNITION/ADULTS-REHABILITATION**

## Name

- 📱 Doodle Fit Lite
- 📱 Concentration
- 📱 Clockwork Brain
- 📱 Word Jigsaw
- 📱 Upwords
- 📱 Scrabble
- 📱 Text Twist
- 📱 Fitbrains
- 📱 Sketchy Memory
- 📱 Word Wall
- 📱 Jangle
- 📱 iName it (\$14.99)
- 📱 Comprehension TherAppy (\$24.99)
- 📱 Naming TherAppy (\$24.99)
- 📱 Reading Rehabilitation Toolkit (\$9.99)





# COMPREHENSION

## Application

### COMPREHENSION

## Name

📱 Vocab PCS (free)

📱 **Injini Lite (free)**

This was developed specifically for the early intervention population of toddlers with cognitive, language and fine motor delays. It has 10 nicely designed games. Each is leveled, allows you to select the appropriate ability level to fit the needs of the child you are working with. Very useful for Early Intervention.

📱 Color Slapps (free)

📱 Play123 (free)

📱 Phone4kids (free)

📱 Let's Build (free)

📱 Buddy Bear (free)

📱 Vehicle Colors (free)

📱 BrainPop (free)

📱 Smarty Ears Apps

📱 Put It Away

📱 PlayHome Lite

📱 Word Slap Lite

📱 Toy Story Read Along

📱 **Hamaguchi Apps for Speech, Language and Auditory Development (Lite .99)**

Inferences, the understanding of idioms and common expressions and the reading of facial expressions and body language





# DYSPHAGIA

Application	Name
DYSPHAGIA	 Dysphagia2go (\$39.99)





# FAMILIES, FLUENCY, INTERACTIVE APPS



Application	Name
<b>FAMILIES</b>	<ul style="list-style-type: none"> <li>Comic Life (turn photos into comics)</li> <li>iPhoto (Fix photos and store them in a cool way)</li> <li>iMovie (Create videos and trailers on the iPad)</li> <li>Home Inventory (Visual lists/records)</li> </ul>
<b>FLUENCY</b>	<ul style="list-style-type: none"> <li>DAF Assistant (\$9.99)</li> <li>Fluently (\$9.99)</li> <li>Fluency Tracker (\$9.99)</li> </ul>
<b>INTERACTIVE APPS</b>	<ul style="list-style-type: none"> <li>Create a car (\$.99)</li> <li>Cookie doodle (\$.99)</li> <li>My playhome (free)</li> <li>Clicky sticky (\$1.99)</li> <li>Toca Tea Party(\$2.99)</li> <li>Toca Boca</li> <li>Stop and Go</li> </ul>





# MEDICAL, MUSIC

Application	Name
<b>MEDICAL</b>	<ul style="list-style-type: none"> <li>WebMD</li> <li>3D Brain</li> <li>Dragon Medical Search</li> <li>Wikipedia</li> </ul>
<b>MUSIC</b>	<ul style="list-style-type: none"> <li>Spotify</li> <li>Pandora</li> <li>iTunes Library / Podcasts</li> <li>SoundHound</li> <li>Shazam</li> <li>Rdio</li> <li>Sonfza</li> <li>Pandora</li> <li>YouTube</li> <li>TuneIn Radio</li> <li>Toddler Piano</li> <li>Music Sparkle</li> </ul>







# OCCUPATIONAL THERAPY, ORAL MOTOR, PHONOLOGY

Application	Name
<b>OCCUPATIONAL THERAPY</b>	<ul style="list-style-type: none"> <li>Dexteria (\$3.99)</li> <li>LetterReflex-Overcoming Letter Reversals and Backwards Writing (\$1.99)</li> </ul>
<b>ORAL MOTOR</b>	<ul style="list-style-type: none"> <li>Smart Oral Motor (Smarty Ears \$5.99)</li> </ul>
<b>PHONOLOGY</b>	<ul style="list-style-type: none"> <li>Linguistics Phonology Cards (\$24.99)</li> <li>Webber Photo Artic Castle Pro (\$39.99)</li> <li>Sunny Articulation Phonology Test (\$59.99)</li> </ul>





# PRESCHOOL APPS, SOCIAL SKILLS

## Application

## Name

### PRESCHOOL APPS

- 📱 Animal Fun (free)
- 📱 Farm Sounds (free)
- 📱 Old McDonald (free)
- 📱 I like Animals book by Grasshopper (free)
- 📱 Farm Flip (free)
- 📱 **Sound Touch Lite (free)**

Teaches children to associate pictures of objects to their sounds. Little ones simply tap on a cartoon image and a photo image appears while a sound clip plays.

### SOCIAL SKILLS



- 📱 Puppet Stage Lite (free)
- 📱 Toontastic (free)
- 📱 AnimationHD (Free)
- 📱 Storyboards 3D (free)
- 📱 iFunFace (free)
- 📱 Flipt Lite (Free)
- 📱 YouTube
- 📱 FaceTime
- 📱 Smarty Pants
- 📱 Social Skills Builder
- 📱 Choiceworks
- 📱 Conversation Builder



iPreschool

News, reviews of iPad apps, e-books, accessories for preschoolers



# SOCIAL STORIES, SWITCH ACCESSIBLE APPS/Physical

Application	Name
<b>SOCIAL STORIES</b>	<ul style="list-style-type: none"> <li>Pictello (\$18.99)</li> <li>Stories2Learn(\$13.99)</li> <li>Comic Life (\$4.99)</li> <li>Build a Story (\$3.99)</li> <li>Story Maker (\$14.99)</li> </ul>
<b>SWITCH ACCESSIBLE APPS/Physical</b>	<ul style="list-style-type: none"> <li>Answer yes/no (\$1.99)</li> <li>Sounding board (free)</li> <li>Bluetooth +</li> </ul>





# UTILITIES APPS FOR THE SLP-TECHIE, VOICE

## Application

## Name

### UTILITIES APPS FOR THE SLP-TECHIE

- ☒ Quick Voice
- ☒ Dragon Diction
- ☒ Yousendit
- ☒ DropBox
- ☒ Sticky Notes
- ☒ Paper Desk Lite
- ☒ Doc Scan
- ☒ Mobile Noter
- ☒ InClass

**SpeechTechie**  
Looking at **technology** through a **language** lens.

### VOICE



- ☒ Voice Analyzer (\$3.99)
- ☒ s/z ratio (\$1.99)
- ☒ QuickVoice (free)
- ☒ DB Meter Pro (\$.99)

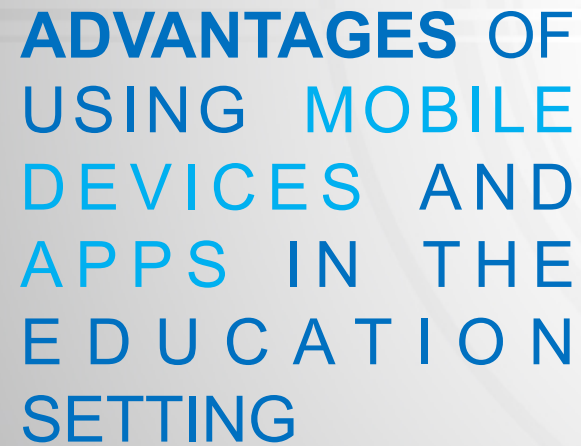


# MR. MATT'S APPS

Application	Name
<b>Elementary</b>	<ul style="list-style-type: none"> <li>☞ Sentence Builder</li> <li>☞ Question Builder</li> <li>☞ BigCity SF</li> <li>☞ Grammaropolis</li> <li>☞ Geared</li> <li>☞ Pictureka</li> <li>☞ Autism Express</li> <li>☞ Electric Company Feel</li> <li>☞ Big City NY</li> <li>☞ Smule</li> <li>☞ Mad Libs</li> <li>☞ Toontastic</li> <li>☞ Sock Puppets</li> <li>☞ Furry Friend</li> <li>☞ Highlights for Children</li> </ul>
<b>High School to Adult</b>	<ul style="list-style-type: none"> <li>☞ Weakest Link</li> <li>☞ Wheel of Fortune</li> <li>☞ Price is Right</li> <li>☞ Retro Pinball</li> <li>☞ The Price is Right</li> <li>☞ Family Feud</li> <li>☞ Trivial Pursuit</li> </ul>

Application	Name
<b>Preschool</b>	<ul style="list-style-type: none"> <li>☞ AnPuzzleFree</li> <li>☞ Build it up</li> <li>☞ Candy Train</li> <li>☞ ColorStudio HD</li> <li>☞ Glow Draw</li> <li>☞ Piano Band</li> <li>☞ Toy Phone</li> <li>☞ Injini</li> <li>☞ Game Factory</li> <li>☞ Drawing Den</li> <li>☞ WhenIGrow up</li> <li>☞ Stop and Go HD</li> <li>☞ Alphabet Tracing</li> <li>☞ Lunchbox</li> <li>☞ Little Sherlock</li> <li>☞ Peter Pan</li> <li>☞ Smudge</li> <li>☞ Sound touch lite</li> <li>☞ The Mouth</li> <li>☞ iwrite words</li> </ul>
<b>Middle School</b>	<ul style="list-style-type: none"> <li>☞ Tongue Twsters</li> <li>☞ Memblock</li> <li>☞ Boggle</li> <li>☞ Brain School</li> <li>☞ Word Search</li> <li>☞ Are you Smarter than a 5th Grader?</li> <li>☞ Tic Tac Toe</li> </ul>







## PITFALLS TO USING THE iPad

- Some apps are expensive \$\$\$
- English-only
- Initial costs
- Connectivity
- Users with dexterity problems
- Limited battery life
- Universal precautions
- Fabricated app reviews
- Require cognitive and world knowledge (higher-level apps)
- Constantly changing market
- Zoning out into games
- No refunds (use app rubric)

Advantages  
(previous slide)



# Accessories

✓ Mobile Positioning/  
Mounting ([ablenetinc.com](http://ablenetinc.com))

✓ iPad Stand



✓ Big Grip



✓ Covers



✓ Backseat Covers





## Accessories

✓ Windshield Mount Mini iPad



✓ iPotty

Potty Training  
Meets  
Technology



**iPotty**

✓ HKL Easy Switch







# Accessories

✓ Speakers



✓ Cleaning solution



✓ Stylus pen



✓ Wireless keyboard



✓ Zagg








## Accessories

### ✓ Printers-Air Printing



### ✓ Variable Friction Arm Kit [Beyondadaptive.com](http://Beyondadaptive.com)



### ✓ Keyguards for AAC Applications





## Blogs/Forums

- ✓ SLPs and Audiologists are blogging about their experiences and discoveries

## Websites

- <http://a4cwsn.com/>  
(apps for children with special needs)
- <http://edtechdiva.wikispaces.com/The+One+iPad+Classroom>
- [spectronics.com](http://spectronics.com)
- [speechgadget.com](http://speechgadget.com)
- <http://appsforspeechtherapy.blogspot.com/>
- <http://www.scribd.com/doc/49125628/iPad-iPhone-iPod-Android-Apps-for-Speech-Therapists>
- [Elearningindustry.com](http://elearningindustry.com)
- [Educationalwarehouse.com](http://educationalwarehouse.com)
- [Engadget.com](http://engadget.com)
- [Ilounge.com](http://ilounge.com)
- [Theipadguide.com](http://theipadguide.com)
- <http://ipadnewshub.com/>
- <http://thetherapeuticresourcesblog.blogspot.com/2011/05/using-ipad-in-speech-therapy.html>
- [Playingwithwords365.com](http://playingwithwords365.com)
- [Thelittlestories.com](http://thelittlestories.com)
- [Talkituptherapy.blogspot.com](http://talkituptherapy.blogspot.com)
- [Activitytailor.com](http://activitytailor.com)
- [Mommyspeechtherapy.com](http://mommyspeechtherapy.com)
- [Ipadacademy.com](http://ipadacademy.com)
- [Ipadnewshub.com](http://ipadnewshub.com)
- [Ipad4kids.com](http://ipad4kids.com)
- [Padgadget.com](http://padgadget.com)
- <http://shopping.yahoo.com/blogs/digital-crave/>
- [Techsupportalert.com](http://techsupportalert.com)
- [Theipadguide.com](http://theipadguide.com)
- [9to5ipad.com](http://9to5ipad.com)
- <http://ipadinsight.com/>
- [Macworld.com](http://macworld.com)
- [Cnet.com](http://cnet.com)
- <http://ipadtips.org/>
- <http://howto.cnet.com/>
- [Ilovefreesoftware.com](http://ilovefreesoftware.com)
- [Closingthegap.com](http://closingthegap.com)
- [Makeuseof.com](http://makeuseof.com)
- <http://www.scoop.it/>
- [Ilovefreesoftware.com](http://ilovefreesoftware.com)
- [Imore.com](http://imore.com)
- [Speechtechie.com](http://speechtechie.com)
- [Otswithapps.com](http://otswithapps.com)
- <http://www.friendshipcircle.org/blog/>
- <http://mashable.com/>
- [SNapps4kids.com](http://snapps4kids.com)
- [a4cwsn.com](http://a4cwsn.com)
- [iAutism.info](http://iAutism.info)
- [sheknows.com](http://sheknows.com)
- <http://www.freetech4teachers.com/>



## Retailers (Pricing)



**TARGET**

**amazon.com**

**fr4's**  
ELECTRONICS



**RadioShack**

**Walmart** 





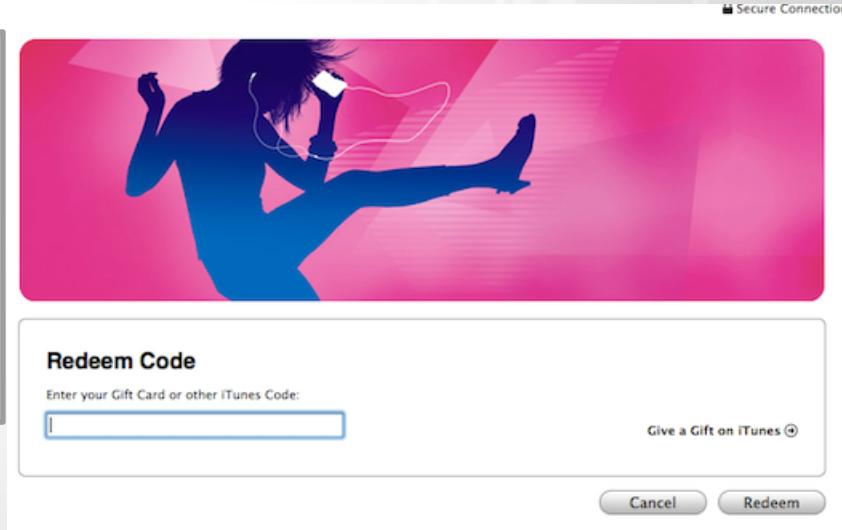
# Foundations and Groups that offer Grants/ Funding for Technology

[www.pinterest.com](http://www.pinterest.com)

[www.squidoo.com/ipad-grants](http://www.squidoo.com/ipad-grants)

<http://edu-vpp.apple.com/asvpp.html>

- ✓ “The Volume Purchase” program
- ✓ Receive 50% off when 20 or more copies of the same app are purchased for their staff members
- ✓ This is a significant saving for the educational institution







## Social Media Apps (creating personal learning networks)

- ✓ Geek SLP
- ✓ Proactivespeechtherapy.com
  - ✓ Facebook - [www.facebook.com/iPhoneiPadSpeechTherapy](http://www.facebook.com/iPhoneiPadSpeechTherapy)
- ✓ LinkedIn
- ✓ Twitter
  - ✓ Stumbleupon
- ✓ Digg
  - ✓ MSNreporter
- ✓ Tumblr







## Other Technologies

✓ Samsung Galaxy Tab



✓ Microsoft Surface



✓ Barnes and Noble Nook



✓ Amazon Kindle Fire HD



✓ Google Nexus



✓ Blackberry Playbook



✓ Motorola Xoom





## What's Next?

- ✓ Research shows that children with special needs, particularly Autism, appear to be “**visual learners**”
- ✓ Ongoing hard action research is needed to show that the iPad apps are teaching; **more virtual practices and case studies**. We won't know definitively for a long time
- ✓ **Develop strategies** for using technology with our clients both young and old
- ✓ Start slowly-build gradually
- ✓ Technology can open new worlds for individuals with physical, communication, and cognitive limitations
- ✓ Technologies can help someone who is learning to live with a new disability **compensate** for his or her limitations
- ✓ University programs in Speech/Language should consider **integrating a Technology Class** as an elective
- ✓ More Medicare funding for AAC



## What's Next?

- ✓ Telerehabilitation SPECIAL INTEREST DIVISION BUT NOT ONE DESIGNED FOR TECHNOLOGY **connect practitioners in rural areas** with specialists
- ✓ More **Tele-clinics** at Universities
- ✓ More **grant proposals to ASHA** in order to develop effective Telerehabilitation programs
- ✓ Increased research to support and develop telerehabilitation (National Institute on Disability and Rehabilitation Research, Department of Education, Veteran's Administration and Department of Defense)
- ✓ SLPs are part of medical community and are highly valued for the treatment techniques they provide
- ✓ With new advancements emerging everyday, the future looks bright for the field of speech language pathology
- ✓ ASHA should initialize a Special Interest Division such as, Perspectives on Technology



## What's Next?

- ✓ **\*No computerized therapy can (or should) replace a speech therapist**
- ✓ **\*With new advancements emerging everyday, the future looks bright for the field**
- ✓ **\*We should *expect to see further rapid expansion* of computer technology in the field of speech-language pathology**
- ✓ Remember to use the iPad as a **creative and fun experience** for both you and your students



Thank You!



